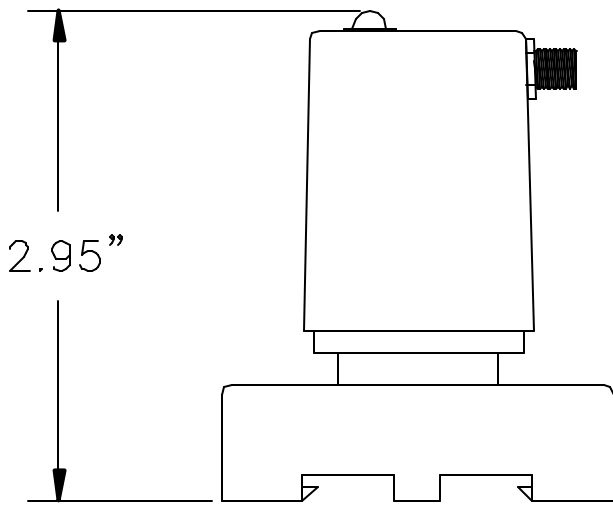
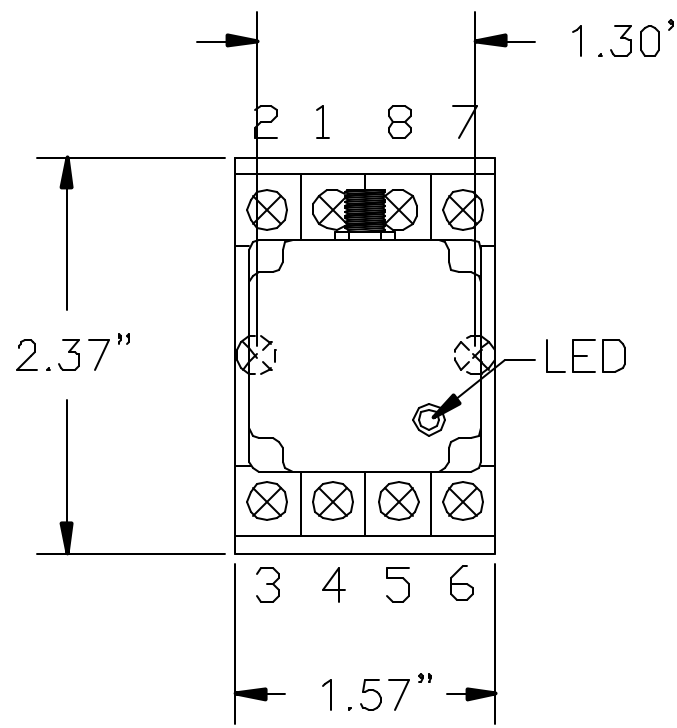
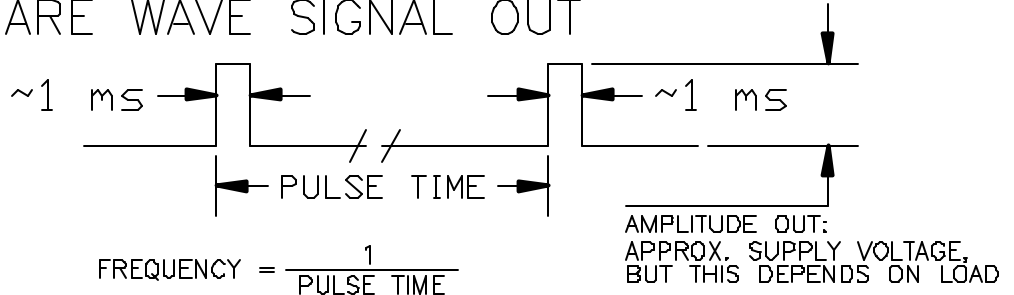
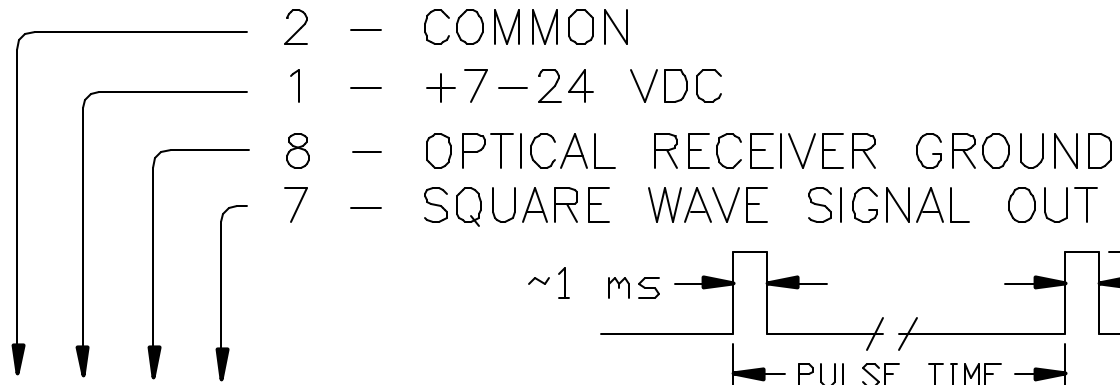


# OPTV-20



SOCKET CAN ALSO BE USED WITH SNAP-ON TRACK MOUNTING

REV.	DESCRIPTION OF CHANGE	DATE	BY
C	INCREASED SUPPLY SPEC. TO 24Vdc	08-18-93	G.S.
B	ADDED TIMING DIAGRAMS	03-21-96	G.S.

**PURCHASED PART DRAWING**

THIS PRINT, INCLUDING THE INFORMATION CONTAINED IN IT, IS THE PROPERTY OF AW COMPANY. IT IS CONSIDERED PROPRIETARY IN NATURE AND MAY NOT BE USED OR DISCLOSED OUTSIDE OF AW COMPANY, EXCEPT UNDER PROOF WRITTEN AGREEMENT. ANY MODIFICATIONS MADE TO OR COMMENTS WRITTEN ON THIS DRAWING BY UNAUTHORIZED PERSONNEL WILL VOID THIS DRAWING. ALL DIMENSIONS SHOWN ARE SUBJECT TO CHANGE WITHOUT NOTICE.



**AW COMPANY**  
8809 INDUSTRIAL DRIVE  
FRANKSVILLE, WI 53126  
TEL # (262) 884-9800  
FAX # (262) 884-9810

TITLE: OPTV-20			
DRAWING NUMBER: OPT2300C	PART NUMBER: AP04000A		
DATE: 5-20-02	REV: C	DRAWN BY: SHANE WILSON	
CHECKED BY: C.H.	PAGE 1 OF 1	SCALE: NONE	