




## AW FLOW METERS

# Frequency to Analog Converters



### Technical Specifications:

- Panel, Din Rail or Meter Mount models
- Linearity  $\pm 0.01\%$
- Six output options available
- User adjustable frequency span
- Input frequency 5,000 Hz Maximum

### What is a Frequency to Analog converter?

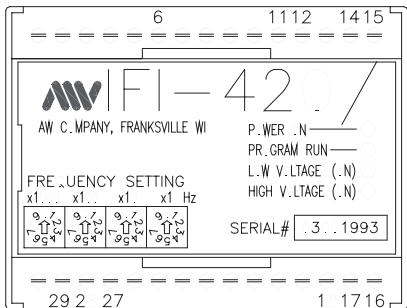
AW Flow Meter's frequency to analog converters are compact, rugged and easy to install with panel, din rail or meter mounted models. Input frequencies up to 5,000 Hz are accepted in sine, saw tooth or square wave form. Output signals are available in six types to meet preferred voltage, mA and zero offset choices. All models are microprocessor based to provide a fast and linear response.



# AW FLOW METERS

## Frequency to Analog Converters

### IFI-420

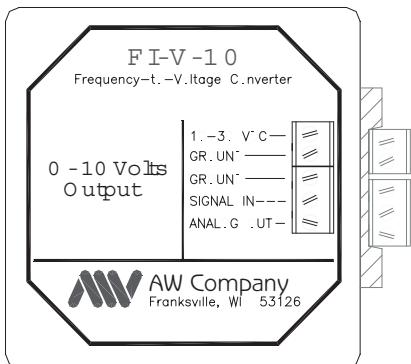


- \* State of the art, microprocessor based converter
- \* User adjustable frequency span
- \* AC or DC Power
- \* Built in power supply to sensor or another device
- \* Din Rail or panel mount
- \* User selectable output signal

**Technical Specifications:**

<b>Supply Voltage:</b> AC: 110/220 VAC	<b>Input:</b> 0.25 Hz to 5 KHz
DC: 15-28 V	<b>Amplitude:</b> 500mVp-p to 40 Vp-p
<b>Update Time:</b> 1/F + 40 msec	<b>Output:</b> 0-20 mA, 0-5 V, 0-10 V,
<b>Linearity:</b> ±0.01% of reading	4-20 mA, 1-5 V, 2-10V

### FI-V & FI-A



- \* Economical microprocessor based converter
- \* User adjustable frequency span
- \* DC Power
- \* Six output options - factory set
- \* Din Rail or panel mount

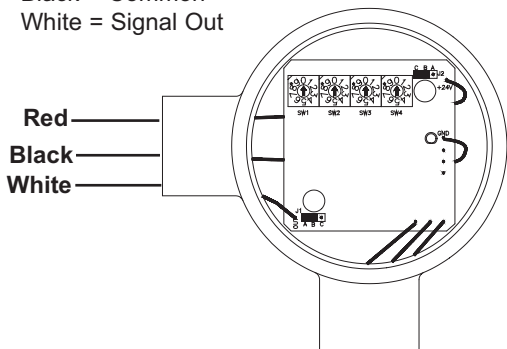
**Technical Specifications:**

<b>Supply Voltage:</b> 10-30 VDC*	<b>Input:</b> 0.25 Hz to 5 KHz
<b>Update Time:</b> 1/F + 25 msec	<b>Amplitude:</b> 1 Vp-p to 40 Vp-p
<b>Linearity:</b> ±0.01% of reading	<b>Output:</b> 0-20 mA, 0-5 V, 0-10 V,
	4-20 mA, 1-5 V, 2-10V

\*Note: for supply voltage below 24V consult factory for maximum load recommendations

### FIP

Red = 10-30 VDC  
 Black = Common  
 White = Signal Out



- \* Meter mounted, microprocessor based converter
- \* User adjustable frequency span
- \* DC Power
- \* Six output options - factory set
- \* 3 pin electrical plug connector or 1/2" NPT conduit connection

**Technical Specifications:**

<b>Supply Voltage:</b> 10-30 VDC*	<b>Input:</b> 0.25 Hz to 5 KHz
<b>Update Time:</b> 1/F + 25 msec	<b>Amplitude:</b> 1 Vp-p to 40 Vp-p
<b>Linearity:</b> ±0.01% of reading	<b>Output:</b> 0-20 mA, 0-5 V, 0-10 V,
	4-20 mA, 1-5 V, 2-10V

\*Note: for supply voltage below 24V consult factory for maximum load recommendations

**Enclosure Certifications:**

NEC Class I Groups C, D; Class II Groups E, F,G  
 UL Standard 886 - CSA Standard C22.2 No. 30

Products may be subject to change without notice – Contact factory for current information